



SAFELOAD STAND



USER INSTRUCTIONS

KLM ENGINEERING LIMITED


Earith Business Park, Meadow Drove, Earith, Cambridgeshire, PE283QF
Tel 01487840885 Fax 01487841551

SafeLoad Stand User Instructions

These User Instructions are for the safe operation of the SAFELOAD Stand, Model Number GOR008, manufactured by:

KLM ENGINEERING LIMITED

Earith Business Park,
Meadow Drove,
Earith,
Cambridgeshire,
PE283QF



The SAFELOAD Stand is a display stand intended for use at point of sale for displaying rolls of pond liner material supplied by Gordon Low Products Ltd. The stand incorporates a lifting mechanism to enable the heavy rolls of material to be loaded onto the stand without risking injury to the operator.

Maintenance:

The stand is low maintenance, but it is good practice to check that the fixing bolts are tight and that the frame remains rigid.

A drop of light oil on the pulley spindles will keep the operation of the lifting carriage smooth and easy (particularly during very hot spells or after very heavy rainfall). Similarly, a light coating of the same oil on the lifting rope will ensure a long and trouble free life.



The fully enclosed winch does not require any maintenance.

Periodic cleaning of the lifting carriage guide rails with mild soapy water is advisable to ensure consistent smooth operation.



Regulations:

The SAFELOAD Stand is CE marked in accordance with the requirements of European Directive 98/37/EC, the Machinery Directive.

Attention is drawn to the fact that the SAFELOAD Stand incorporates a lifting device which falls under the LIFTING OPERATIONS AND LIFTING EQUIPMENT REGULATIONS 1998 (LOLER). Under the regulations the operator is required to undertake an annual inspection of the lifting gear.

Maximum safe working loads

Stand = 1,350 kg

Lifting mechanism = 165 kg

SafeLoad Stand User Instructions


WARNINGS:

1. The stand must be assembled by trained personnel.
2. The stand must be located on a level solid floor to allow the stand to be used safely.
3. Full training must be provided for the operators before loading of the stand is allowed.
4. Before use the area around the stand must be cleared of people and any obstructions that would prevent the safe use of the lifting mechanism. If possible only use when the store is closed to the public or temporarily fence off the area around the stand before loading.
5. This stand is for use with Gordon Low Pond Liners only.
6. Keep hands clear of moving parts at all times.
7. Do not climb on the stand and do not allow any person to stand on the lifting carriage.



INSTRUCTIONS:


1. Unlock the winch handle and lower the lifting carriage to the floor.



2. Move the roll into position at the base of the stand. Wind up any slack in the cable.

SafeLoad Stand User Instructions

3. Put the rear pins in position to prevent the roll going further than required. One pin is required in each side frame.



4. Locate the flanges on the lifting pole onto the carriage to keep in place.

5. Wind the carriage up to the required position.

6. Push the roll into position on the side channel



SafeLoad Stand User Instructions



7. Insert the front locking pins to keep roll in place. One pin is required in each side frame.

8. Wind the carriage up to its resting position at the top of the stand.



9. Lock the winch handle in place to prevent unauthorised use.

SafeLoad Stand User Instructions



Declaration of Conformity

KLM Engineering Ltd

Earith Business Park,
Meadow Drove,
Earith,
Cambridgeshire,
PE28 3QF

Declares that the
SafeLoad Mechanical Stand
Model Number GOR008

Complies with
the essential health and safety requirements of
98/37/EC, The Machinery Directive

And has been tested and certified by

TÜV Rheinland UK Ltd
DBH Dudley, Castlemill
4th Floor, South Wing, Burnt Tree
Dudley
DY4 7UF

Signed: 
Tom Rix, Technical Sales Manager

Date: 30/01/2008

SafeLoad Stand User Instructions



C E R T I F I C A T E of Conformity EC Council Directive 98/37/EC Machinery

Registration No.: 7900921
Report No.: 2850950 001

Holder: **KLM engineering**
Earith Business Park
Meadow Drive
Earith, Cambridgeshire PE28 3QF

Product: Pond liner Dispenser

Identification: GOR-008

This Certificate of Conformity is based on an evaluation of a sample of the above-mentioned product. This is to certify that the tested sample is in conformity with all provision of Annex I of Council Directive 98/37/EC, referred to as the Machinery Directive. This certificate does not imply assessment of the production of the product and does not permit the use of a TUV Rheinland mark of conformity. The holder of the certificate is authorized to use this certificate in connection with the EC declaration of conformity according to Annex II of the Directive.

Certification Body

A handwritten signature in black ink, appearing to read 'G.D. Moffat'.

Dudley, UK. 26th March 2008

G.D Moffat

TUV Rheinland UK Ltd.
Castlemill, Burnt Tree, Dudley, DY4 7UF. UK

CE The CE marking may only be used if all relevant and effective EC Directives are complied with. CE

